
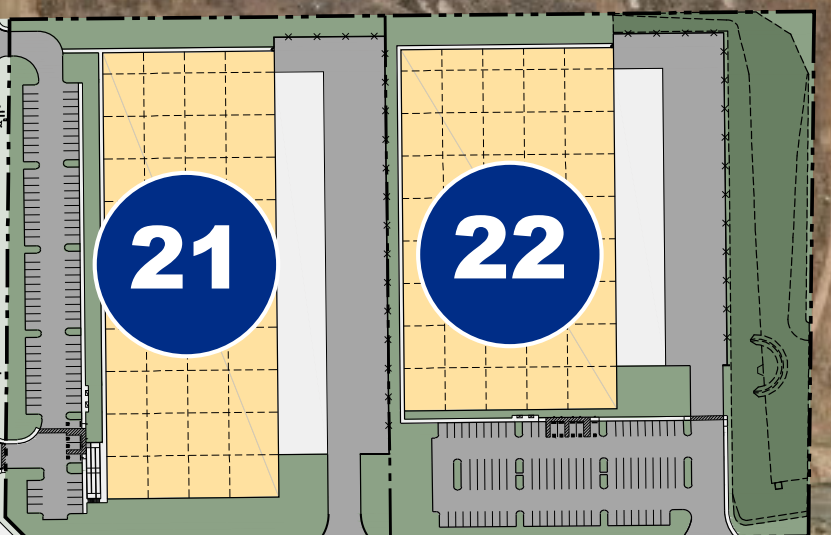


	Site Area (Acres)	Building Area (SF)	Coverage (%)
Building 2	3.700	34,750	21.56%
Building 5	2.080	40,000	44.15%
Building 6	3.650	72,000	45.28%
Building 7	4.510	80,000	40.72%
Building 8	5.520	110,000	45.75%
Building 9	4.430	45,000	23.32%
Building 10	26.610	600,000	51.76%
Building 11	18.350	373,368	46.71%
Building 12	8.510	147,249	39.72%
Building 13	17.820	307,616	39.63%
Building 14A	10.654	200,152	43.13%
Building 14B	8.307	136,602	37.75%
Building 15	5.770	85,980	34.21%
Building 16	2.650	Detention	
Building 17	14.540	255,320	40.31%
Building 18	13.560	216,320	36.62%
Building 19	19.420	347,672	41.10%
Building 20	18.702	406,496	49.90%
Building 21	6.940	106,552	35.25%
Building 22	7.730	108,872	32.33%
Total	203.453	3,673,949	41.46%
Constructed	92.36	1,874,113	46.58%
Under Construction	19.42	347,672	41.10%
Entitled	23.09	301,404	29.97%
Unentitled	68.58	1,150,760	38.52%



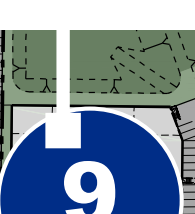

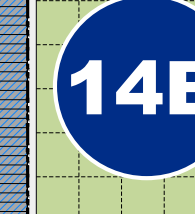
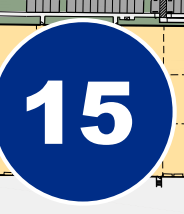

Harley Knox Blvd.



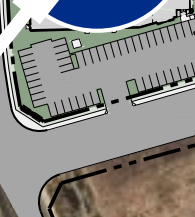
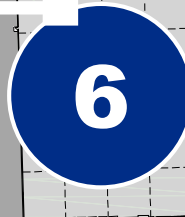
Oleander Ave.



DELTA CHILDREN



Ramona Expressway



Cajalco Expressway

