


 T · H · E
MAJESTIC
 S P E C T R U M

7,806 Square Feet P.O.L.



14375 Pipeline Avenue, Building #26, Chino, CA

FEATURES:

- Office: 7,806 SF
(Incl. 3,719 SF of showroom/open space)
- Parking: 23 automobiles
- Sprinkler: ESFR fire sprinkler system
- Electrical: 400 amp, 277/480 volts, 3 phase
- Part of a master planned business park:
The Majestic Spectrum
- Located across the street from 1.5 million SF lifestyle center (Spectrum Marketplace & Spectrum Towne Center)
- Adjacent to Chino Valley (71) freeway with access to O.C. via Riverside (91) freeway & L.A./Ontario via Pomona (60) freeway



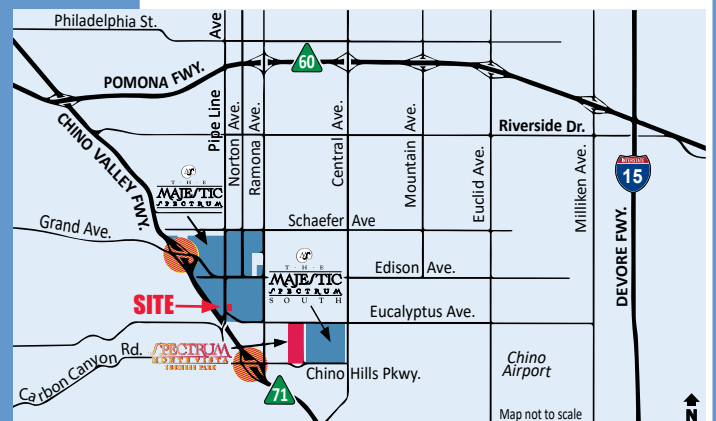
Contact Information:

MITCH EMBREY (562) 654-2726
 R.E. License #02058837 (CA)
 membrey@majesticrealty.com

TRENT WYLDE (562) 948-4315
 R.E. License #01180856 (CA)
 twylde@majesticrealty.com

13191 Crossroads Parkway North, 6th Floor
 City of Industry, CA 91746
 R.E. License # 00255328 (CA)
 (562) 692-9581 <http://www.majesticrealty.com>

MAJESTIC REALTY CO.


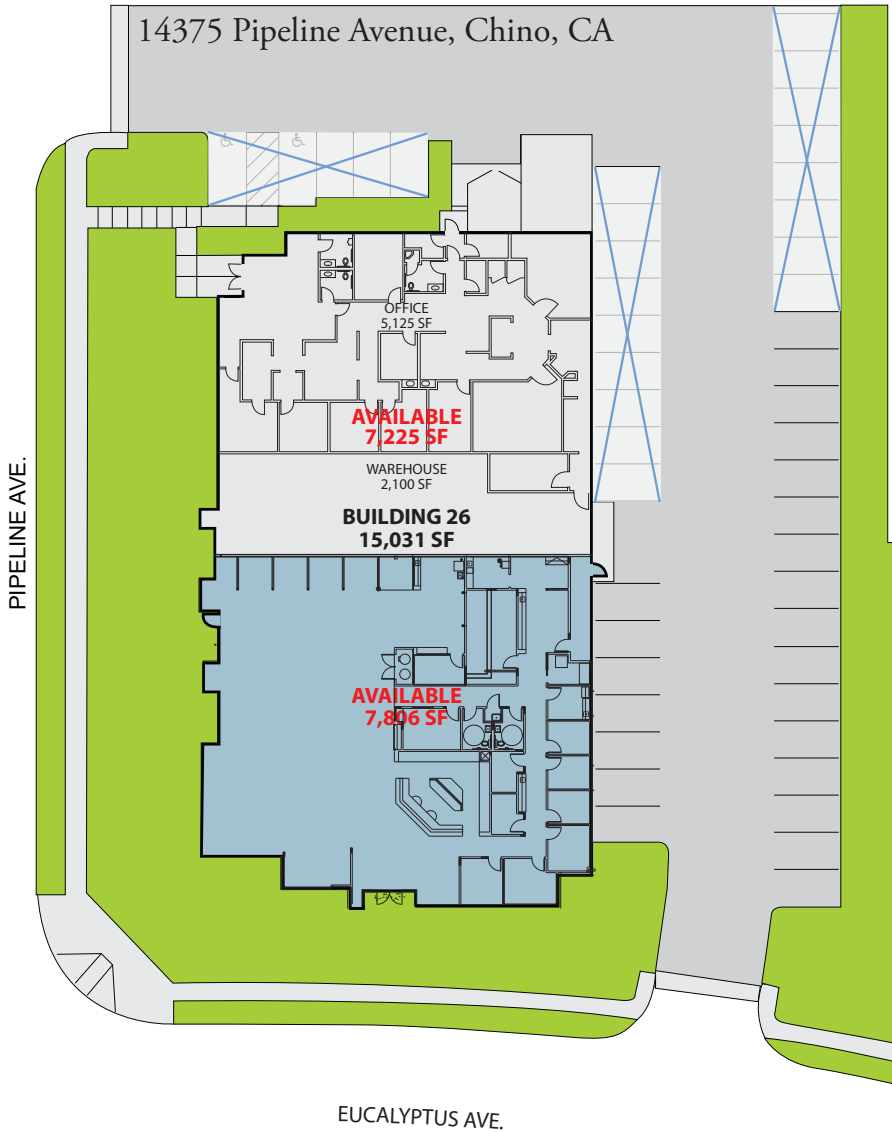




T · H · E

MAJESTIC SPECTRUM

14375 Pipeline Avenue, Chino, CA



Contact Information:

MITCH EMBREY (562) 654-2726
R.E. License # 02058837 (CA)
membrey@majesticrealty.com

TRENT WYLDE (562) 948-4315
R.E. License # 01180856 (CA)
twylde@majesticrealty.com



MAJESTIC REALTY CO.

13191 Crossroads Parkway, N., 6th Floor
City of Industry, CA 91746-3497
www.majesticrealty.com | R.E. License #00255328 (CA)

This statement is based upon information which we believe to be correct and is obtained from sources we regard as reliable but we assume no liability for errors or omissions therein.